


BRADFORD | SPA
by

EWAC
MARINE
Design makes the difference

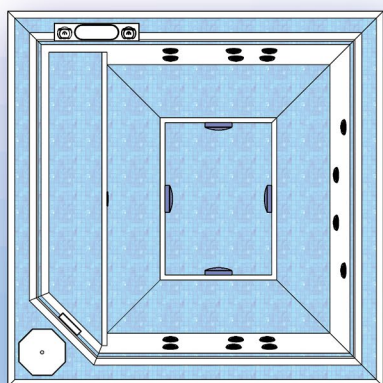


S i g n a t u r e S e r i e s

EWAC
MARINE
Design makes the difference

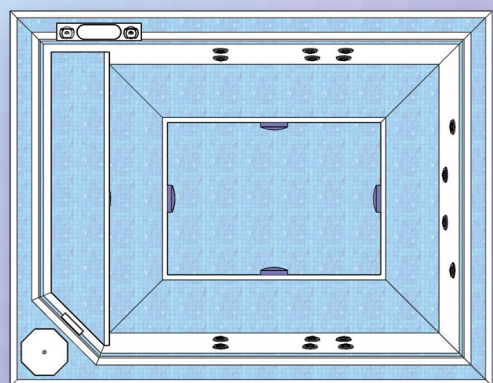
BRADFORD | SPA

Bradford SPAs are the perfect combination of beauty and durability. Each SPA is carefully handcrafted, fusing timeless stainless steel and sophisticated tile inlays to create the most elegant and unique hot tubs in the world. Backed by an industry leading 25-year warranty, Bradford SPAs are an affirmation of American-made quality and will retain their beauty for years to come.



SIGNATURE 770 :: 2133 x 2133 mm

- Tile Trim Finish or All Stainless Steel Finish
- Frame Mounted or Remote Equipment with WiFi Enabled Control
- 16 High-Output Therapy Jets
- 387 kg Dry Weight / 1805 kg with Water (Frame Mounted)
- 301 kg Dry Weight / 1719 kg with Water (Shell Only)




SIGNATURE 786 :: 2133 mm x 2590 mm

- Tile Trim Finish or All Stainless Steel Finish
- Frame Mounted or Remote Equipment with WiFi Enabled Control
- 16 High-Output Therapy Jets
- 478 kg Dry Weight / 2375 kg with Water (Frame Mounted)
- 392 kg Dry Weight / 2290 kg with Water (Shell Only)

FINISH OPTIONS

STAINLESS STEEL FINISH

All interior surfaces of the SPA are non-directionally buffed stainless steel.



TILE TRIM FINISH

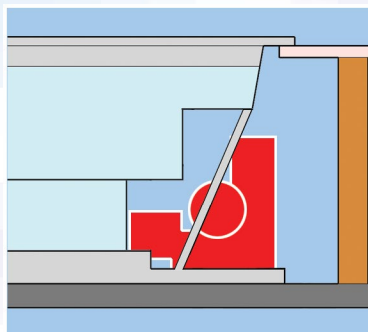
SPA floor, bench seat, stair tread, and waterline / top lip are finished in tile.



EQUIPMENT OPTIONS

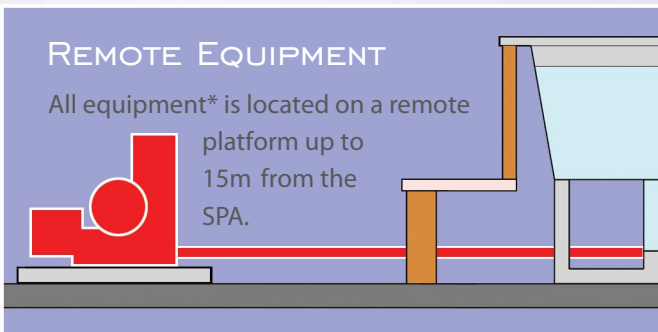
FRAME MOUNT

All equipment* is located within and under the SPA shell.



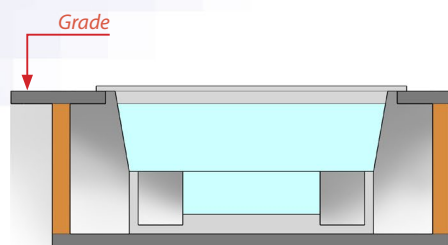
REMOTE EQUIPMENT

All equipment* is located on a remote platform up to 15m from the SPA.



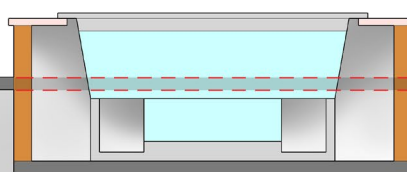
**with the exception of the Power Center unit*

INSTALLATION OPTIONS



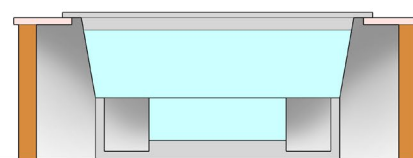
SUNKEN

The entire SPA shell is below the finished grade.



HALF SUNKEN

The SPA shell is both above the grade and partially below grade.



RAISED

The entire SPA shell sits on the finished grade or similar deck.

INSTALL REQUIREMENTS

- A level load bearing surface such as a concrete slab, structural beams, or deck.
- Electrical, hookup, and connection to power MUST be performed by a licensed electrical contractor.

FEATURES / BENEFITS

- Bench seating for freedom of movement.
- 25-year warranty against corrosion of SPA shell.
- 5-year warranty on tile adhesion.
- 1-year warranty on treatment plant.
- Durable, low maintenance stainless steel shell.

Model Type: **Signature 770 • Signature 786**Seating: **770** / 4 - 6 Adults • **786** / 6 - 8 AdultsDimensions: **770** / 2133 x 2133 x 1054 mm (includes 152 mm frame height)
786 / 2133 x 2590 x 1054 mm (includes 152 mm frame height)

Water Depth: 775 mm

Shell Material: Stainless Steel / 16-gauge 316L

Frame: Fully integrated stainless steel frame / 16-gauge

Water Volume: **770** / 1290 liter • **786** / 1725 literSpa Weight: **770** 387 kg Frame Mounted (1805 kg Total weight with water)**770** 301 kg Shell Only (1719 kg Total weight with water)**786** 478 kg Frame Mounted (2375 kg Total weight with water)**786** 392 kg Shell Only (2290 kg Total weight with water)

Shell Insulation: Closed cell high density urethane foam

Jets: 16 commercial grade adjustable hydrotherapy jets

Seats: 330 mm wide bench "open plan" seating on all four sides

Lighting: (1) LED underwater color wheel light / low voltage

Finish: Tile Trim: tile on top lip, waterline, floor, steps, and benches

Stainless Steel: #2 non-directional buffed on walls, foot-well, and step risers

Equipment: Cartridge filter system, skid mounted, including, circulation, filtration, heating

Pump 1: Variable speed filter/jet pump

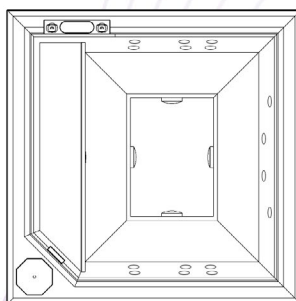
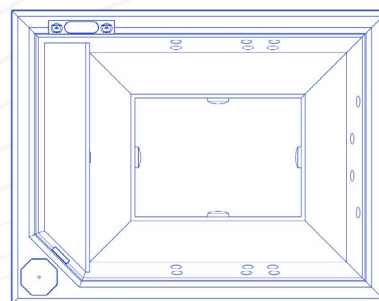
Pump 2: Single speed jet pump

Heater: Electrical heater

Filter: Cartridge filter

Equipment Skid: 915 mm L x 1220 mm D x 1042 mm H, 94 kg weight (Remote Equipment pack only)

Certifications: IAPMO Certified, VGBA Compliant, AWS Certified Welding

Warranty: 25-years structural stainless steel shell, 5-years tile adhesion,
1-year plumbing,NOTE: Unless otherwise noted for the **786** model in BLUE, the specifications are the same for both models
NOTE: The outlines below show shell design for spas with Frame Mounted Equipment.**770** / 4 - 6 Adults**786** / 6 - 8 Adults

25 x 25 mm Recycled
Glass Tile




Aqua Light Green
Pearl Silver shimmer with White/Green undertones and textured surface.



Fusion White
Heavy iridescence and variegated White, with smooth gloss White and Mint Green.




Cloud Mix
Mix of iridescent and variegated Blue, Sky Blue, Cyan, Sand White gloss surfaces.



Fusion Dark Blue
Mix of iridescent Blue, Purple, Cyan, Cooper/Bronze with soft textured relief.




Calcutta Matte
Bright White, Sand White, and Light Grey matte finish creates marble-effect.



Aqua Black
Iridescent Black and Bronze/Gold, ever changing based on surrounding lighting.

76 x 76 mm
Ceramic Tile




Marbled Blue
Deep Blue edges surround variations in Cyan Blue with galaxy marble effect.



VIP Black
Endless Midnight Black with a smooth, rich high-gloss surface finish.

All Stainless



#2 Buffed Finish - Non Directional
All interior surfaces are exposed Stainless Steel.

Color Variations


Tiles will display unique and beautiful variations in color and dimension from what is shown above. Please review actual tile samples with your representative for accuracy.

About EWAC: Founded in 1988, EWAC is a family owned global supplier and manufacturer of equipment for water-based rehabilitation, and pools and spas on yachts. Human imagination is limitless. (Super-) Yacht builders at home and abroad strive to push the limits of the technical options for their customers. EWAC Marine builds custom subsystems for these yachts and therefore, each project is unique. Our systems are fully integrated. When EWAC Marine assumes responsibility for a subsystem, we take care of the whole system, saving time and effort on the yard's side. The yachtbuilder has his hands free and a single point of contact for the entire project. We have all the skills under one roof. From the initial idea to installation, EWAC Marine takes care of every step along the way. EWAC has many years of experience with more than 1,000 projects successfully completed worldwide.

www.ewacmarine.com

About Bradford Products, LLC: Founded in 1982, Bradford Products is a 3rd generation family-owned business that has established itself as the worldwide leader in stainless steel aquatics. With over 8,000 installations completed, Bradford products are featured in facilities and residences throughout the U.S. and globally. Bradford specializes in stainless steel pools, spas, and water features for residential, commercial, elevated, vitality, hydrotherapy, competition, leisure, water park, and specialty applications.

www.bradfordproducts.com



EWAC Marine
Galileistraat 20
1704 SE Heerhugowaard
The Netherlands

EWAC
MARINE
Design makes the difference
Subject to change without notice

+31 226 313 457
marine@ewac.nl
www.ewacmarine.nl/en